



Weekly Influenza Report

Mark Pfister
Interim Executive Director

29 January – 4 February, 2017
Week 5

3010 Grand Ave, Waukegan, IL 60085
<http://health.lakecountyil.gov>
 (847) 377-8000

What is Influenza?

The Centers for Disease Control and Prevention (CDC) defines influenza (flu) as a contagious respiratory illness caused by influenza viruses. It can cause mild to severe illness. Serious outcomes of flu infection can result in hospitalization or death. Some people, such as older people, young children, and people with certain health conditions, are at high risk for serious flu complications. The best way to prevent the flu is by getting vaccinated against the flu, each year.

For questions regarding influenza and what is reportable to the Lake County Health Department, contact the Communicable Disease (CD) Program at (847) 377-8130

Weekly Summary

Geographic Area	Flu/Influenza-Like Illness (ILI) Activity
Lake County	<ul style="list-style-type: none"> Visits for Upper Respiratory Illness/Influenza-like-illness (ILI) increased by 22% over the previous week. Lake County Schools: ILI activity accelerated with a jump of 29% over the previous week
Cook County	Flu/ILI Activity is currently: HIGH (Week 4).
Wisconsin (Southeast Region)	Flu/ILI Activity is currently: LOW (Week 3 – last update)
Illinois	Flu/ILI Activity is currently: MODERATE (Week 4).
United States	Flu/ILI Activity is currently: MODERATE (Week 4). Based on ILINet and most states falling into this category.

Note: Our report contains different flu weeks for some geographic areas due to different reporting dates of sources.

The Centers for Disease Control and Surveillance (CDC) have classified flu/Influenza-Like-Illness (ILI) activity levels as minimal (levels 1-3), **Low (levels 4-5)**, **Moderate (levels 6-7)**, and **High (levels 8-10)**. This classification helps in summarizing weekly flu/ILI surveillance information for a particular geographic area and making flu/ILI activity easier to interpret.

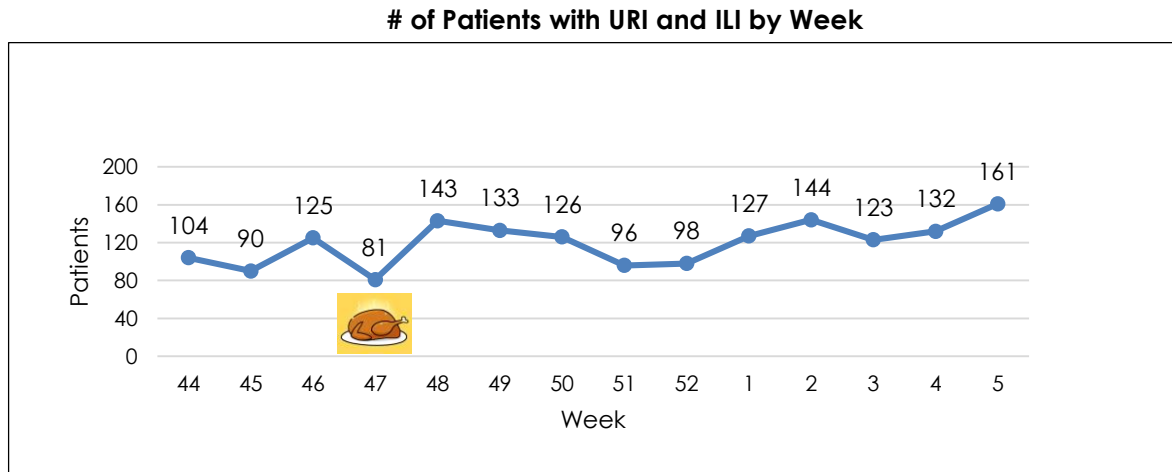
The 2016-17 U.S. Three component (Trivalent) influenza vaccine contains: A/California/7/2009 (H1N1) pdm09-like virus, A/Hong Kong/4801/2014 (H3N2)-like virus, and a B/Brisbane/60/2008-like virus (B/Victoria lineage).

The 4 component (Quadrivalent) influenza vaccine will also include a B/Phuket/3073/2013- like virus (B/Yamagata lineage) for this year's flu season.

County Data

LCHD/CHC (Federally Qualified Health Center): Week 5 (29 Jan – 4 Feb 17)

Visits to the Lake County Health Departments Community Health Center clinics (LCHD/CHC), for both upper respiratory infections (URI) and/or influenza-like-illness (ILI), have increased 22% over the previous week.



Source: Lake County Health Department Electronic Health Records, 2016.

Reportable to the Lake County Health Department: Week 5 (29 Jan – 4 Feb 17)

Quick Stats	Week 05	Prior Week	Cumulative*
Flu - Intensive care unit (ICU) admissions	2	1	4
Flu - Pediatric Deaths (0-18)	0	0	0
Flu - Outbreaks reported (Congregate settings) **	0	0	1

Source: Illinois' National Electronic Disease Surveillance System (I-NEDSS)

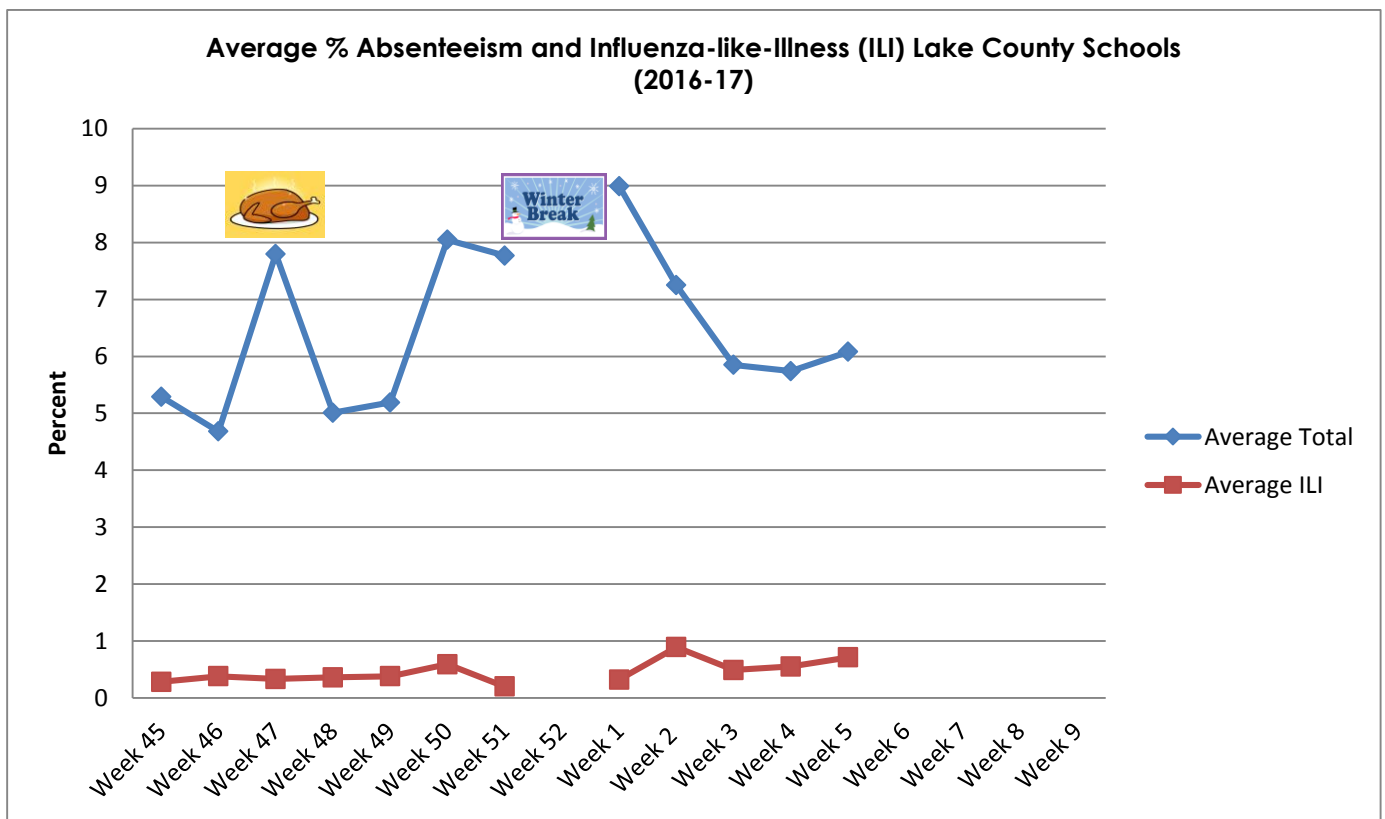
*Cumulative since week 35. Single positive flu tests are not reportable in Illinois.

**Correctional, Long Term Care (LTC) Facilities, group homes and Hospitals.

School Influenza-Like Activity Surveillance: Week 5 (29 Jan – 4 Feb 17)

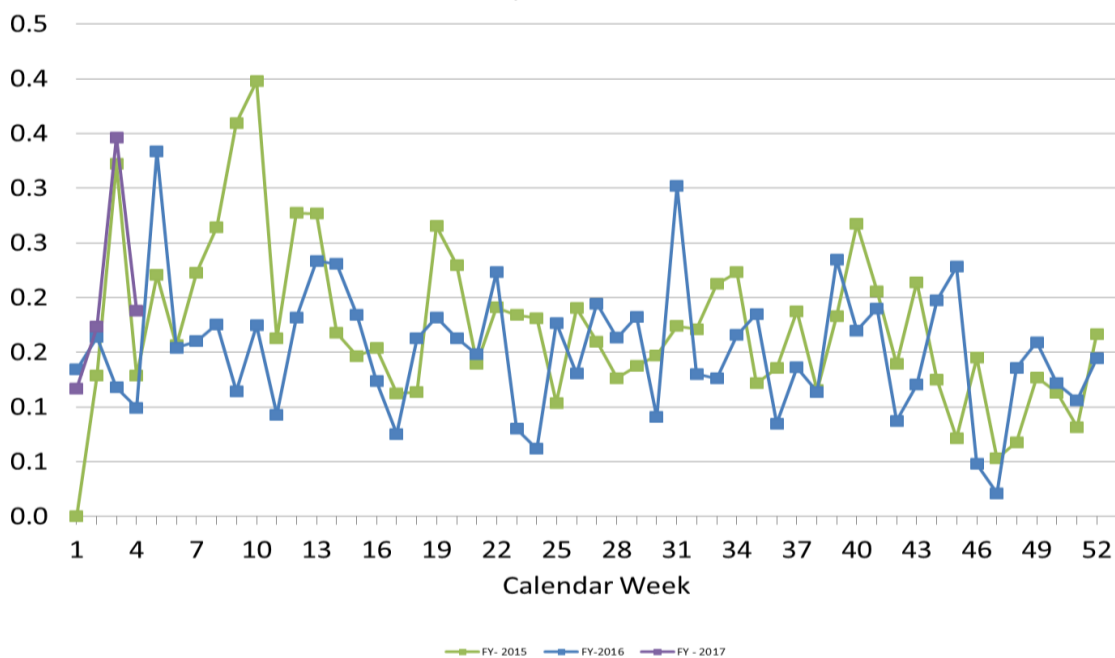
Reporting School Districts: Barrington (220), Community (128), Libertyville (70), North Shore (112), Waukegan (60), and Zion (6).

Quick Stats	Current Week	Previous Week
Schools tracking and reporting absenteeism data	52	57
Schools reporting ILI absenteeism ($\geq 5\%$)	1	0
Schools/Pre-schools reporting general absenteeism ($\geq 10\%$)	15	11



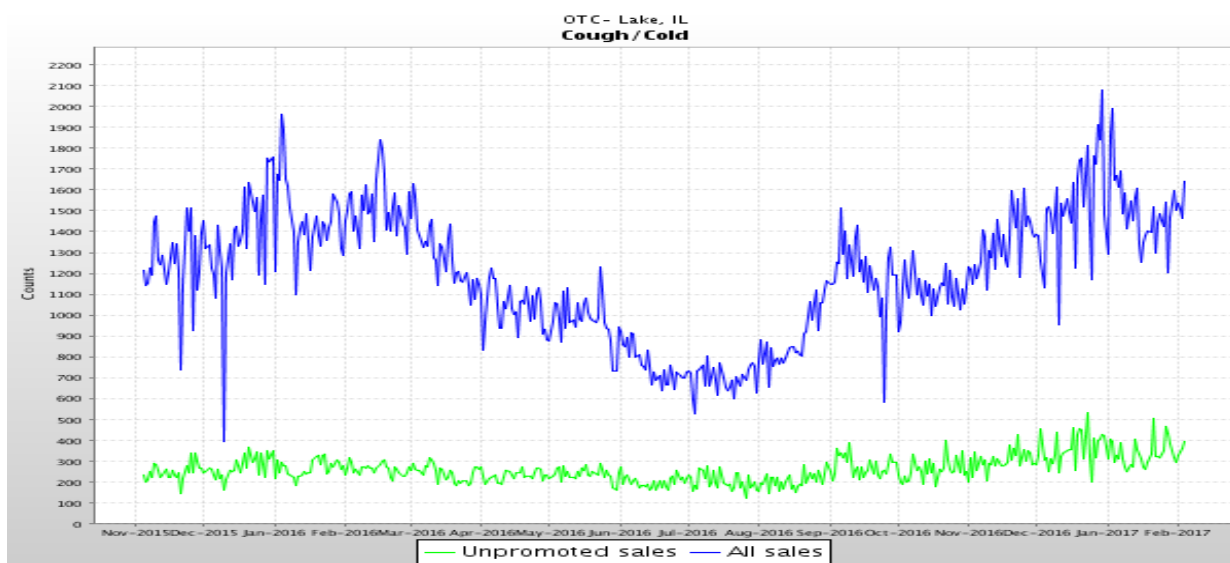
Source: Lake County Schools 2016-2017

General Sentinel Site: Week 4 (22 – 28 Jan 17)



Sentinel Pharmacies: Past 15 months (5 Nov 15 – 4 Feb 17)

There are 70 pharmacies in Lake County who report the amount of over-the-counter (OTC) cough and cold medications they sell for Upper Respiratory Infections. This report includes “All Sales” which refers to all cough and cold medicines that were sold in total, and “Un-promoted Sales”, which are cough and cold medicines not promoted but sold.



Source: Real Time Outbreak and Disease Surveillance (RODS), 2016-2017.

State Data

Illinois: Week 4 (22 – 28 Jan 17)

Current Week Quick Stats		
Illinois Influenza Geographical Spread	Widespread (see flu activity chart below for definition)	
Percent of outpatient visits for ILI	2.61% (baseline: 1.90%)	
Percent/Number of Influenza Positive Tests	Current Week: 14.8%	Season: 6.4%
Influenza-Associated ICU Admissions	Current Week: 28	Season: 177
Influenza Outbreaks	Current Week: 6	Season: 55
Influenza Associated Pediatric Deaths (<u>Season Total</u>)	0	

Source: Illinois Department of Public Health, Influenza Surveillance, 2016.**Illinois Department of Public Health (IDPH) Flu Activity Rating by Geographical Spread**

No Activity	No laboratory confirmed cases of influenza.
Sporadic Activity	Isolated lab-confirmed cases <u>OR</u> lab confirmed outbreak in one institution.
Local Activity	Recent (within the past 3 weeks) lab evidence of influenza in region with increased ILI <u>OR</u> recent (within the past 3 weeks) lab evidence of influenza in region with the outbreaks; virus activity is no greater than sporadic in other regions.
Regional Activity	Increased ILI in > 2 but less than half of the regions <u>AND</u> recent (within the past 3 weeks) lab confirmed influenza in affected regions. <u>OR</u> institutional outbreaks (ILI or lab confirmed) in > 2 and less than half or regions <u>AND</u> recent lab confirmed influenza in affected regions. A region is defined as the regions States use for public health purposes.
Widespread Activity	Increased ILI and/or institutional outbreaks (ILI or lab confirmed) in at least half of the regions <u>AND</u> recent (within the past weeks) lab confirmed influenza in the state.

Source: Illinois Department of Public Health, Influenza Surveillance, 2016.

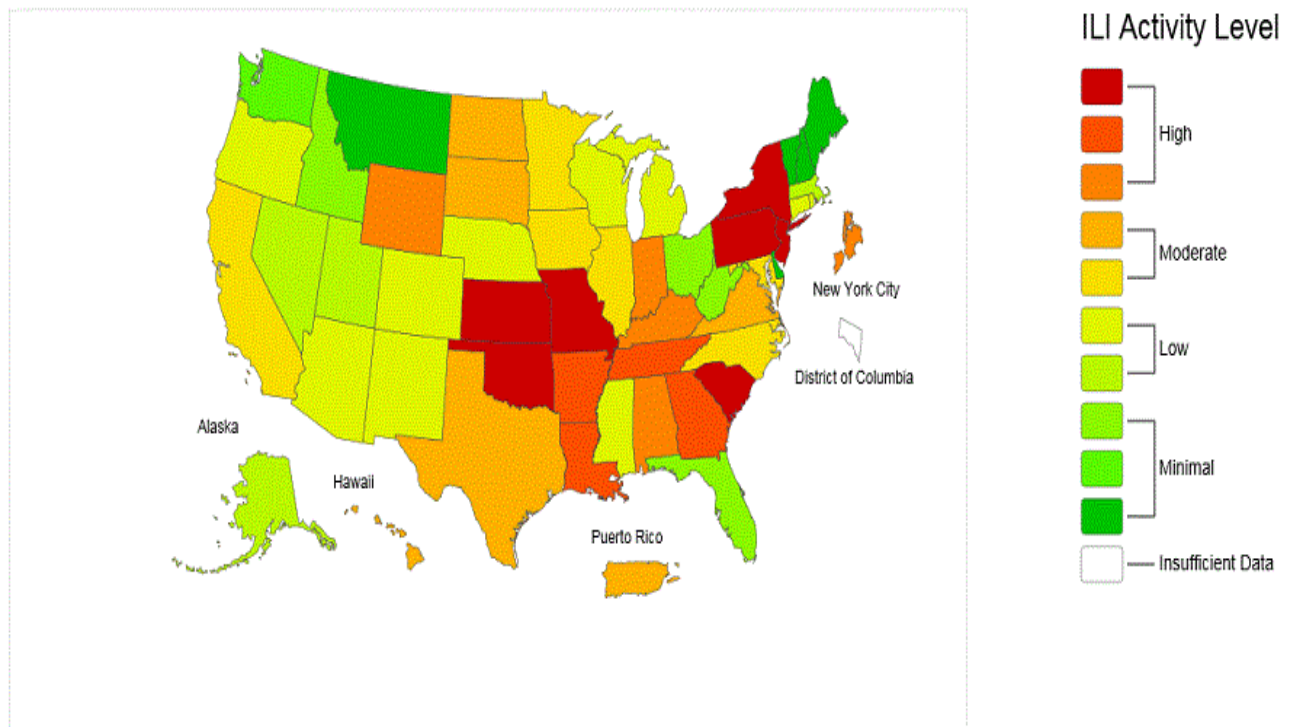
National Data

Center for Disease Control and Prevention (CDC): Week 4 (22 – 28 Jan 17)

Flu/Influenza-Like Illness (ILI) activity increased in the United States

- **Viral Surveillance:** The most frequently identified influenza virus subtype reported by public health laboratories during week 4 was influenza A (H3). The percentage of respiratory specimens testing positive for influenza in clinical laboratories increased.
- **Influenza-Associated Pediatric Deaths:** Seven influenza-associated pediatric deaths have been reported.
- **Geographic Spread of Influenza:** The geographic spread of influenza in Puerto Rico and 40 states was reported as widespread; Guam and nine states reported regional activity; the District of Columbia and one state reported local activity; and the U.S. Virgin Islands reported no activity.

Influenza-Like Illness (ILI) Activity Level Indicator Determined by Data Reported to ILINet
2016-17 Influenza Season Week 4 ending Jan 28, 2017



Source: Centers for Disease Control and Prevention, *Flu Activity and Surveillance*, 2016.