

Mark Pfister
Interim Executive Director

13 – 19 November, 2016
Week 46

3010 Grand Ave, Waukegan, IL 60085
http://health.lakecountyil.gov
(847) 377-8000

For questions regarding influenza and what is reportable to the Lake County Health Department, contact the Communicable Disease (CD) Program at (847) 377-8130

The 2016-17 U.S. Three component (Trivalent) influenza vaccine contains: A/California/7/2009 (H1N1) pdm09-like virus, A/Hong Kong/4801/2014 (H3N2)-like virus, and a B/Brisbane/60/2008-like virus (B/Victoria lineage). The 4 component (Quadrivalent) influenza vaccine will also include a B/Phuket/3073/2013- like virus (B/Yamagata lineage) for this year's flu season.

What is Influenza?

The Centers for Disease Control and Prevention (CDC) defines influenza (flu) as a contagious respiratory illness caused by influenza viruses. It can cause mild to severe illness. Serious outcomes of flu infection can result in hospitalization or death. Some people, such as older people, young children, and people with certain health conditions, are at high risk for serious flu complications. The best way to prevent the flu is by getting vaccinated against the flu each year.

Weekly Summary

Geographic Area	Flu/Influenza-Like Illness (ILI) Activity
Lake County	<ul style="list-style-type: none"> Increase in visits for Upper Respiratory Illness/Influenza-like-illness (ILI) by 39% over the previous week. Lake County Schools: 40% participation increase in flu/ILI surveillance.
Cook County	Flu/ILI Activity is currently: LOW (Week 45).
Wisconsin (Southeast Region)	Flu/ILI Activity is currently: LOW (Week 45).
Illinois	Flu/ILI Activity is currently: LOW (Week 45).
United States	Flu/ILI Activity is currently: LOW (Week 45).

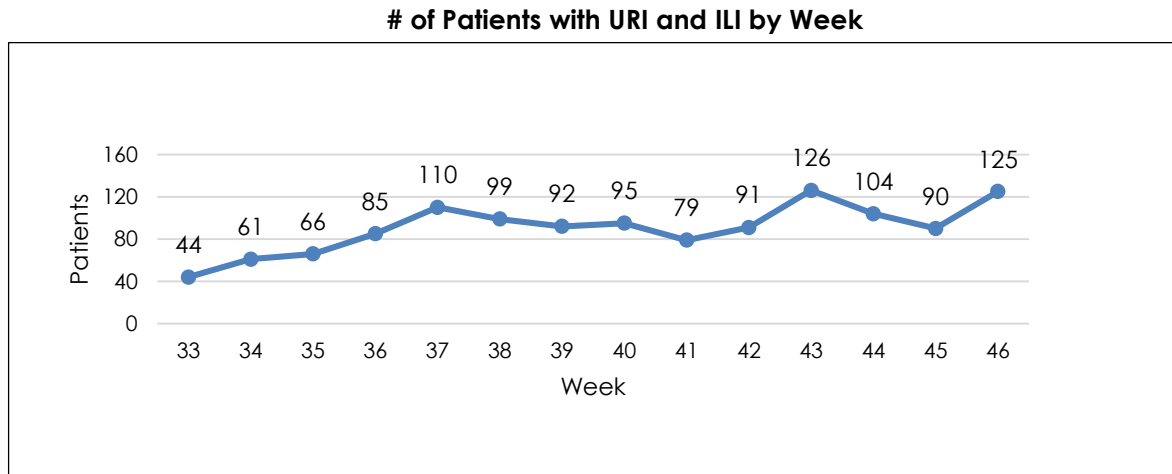
Note: Our report contains different flu weeks for some geographic areas due to different reporting dates of sources.

The Centers for Disease Control and Surveillance (CDC) have classified flu/Influenza-Like-Illness (ILI) activity levels as minimal (levels 1-3), **low (levels 4-5)**, **moderate (levels 6-7)**, and **high (levels 8-10)**. This classification helps in summarizing weekly flu/ILI surveillance information for a particular geographic area and making flu/ILI activity easy to understand for the general public.

County Data

LCHD/CHC (Federally Qualified Health Center): Week 46 (13 - 19 Nov 16)

Visits to the Lake County Health Departments - Community Health Center clinics (LCHD/CHC) for both upper respiratory infections (URI) and/or influenza-like-illness (ILI), increased by almost 39% over the previous week.



Source: Lake County Health Department Electronic Health Records, 2016.

Reportable to the Lake County Health Department: Week 46 (13 - 19 Nov 16)

Quick Stats	Week 45	Prior Week	Cumulative*
Flu - Intensive care unit (ICU) admissions	0	0	0
Flu - Pediatric Deaths (0-18)	0	0	0
Flu - Outbreaks reported (Congregate settings) **	0	0	0

Source: Illinois' National Electronic Disease Surveillance System (I-NEDSS)

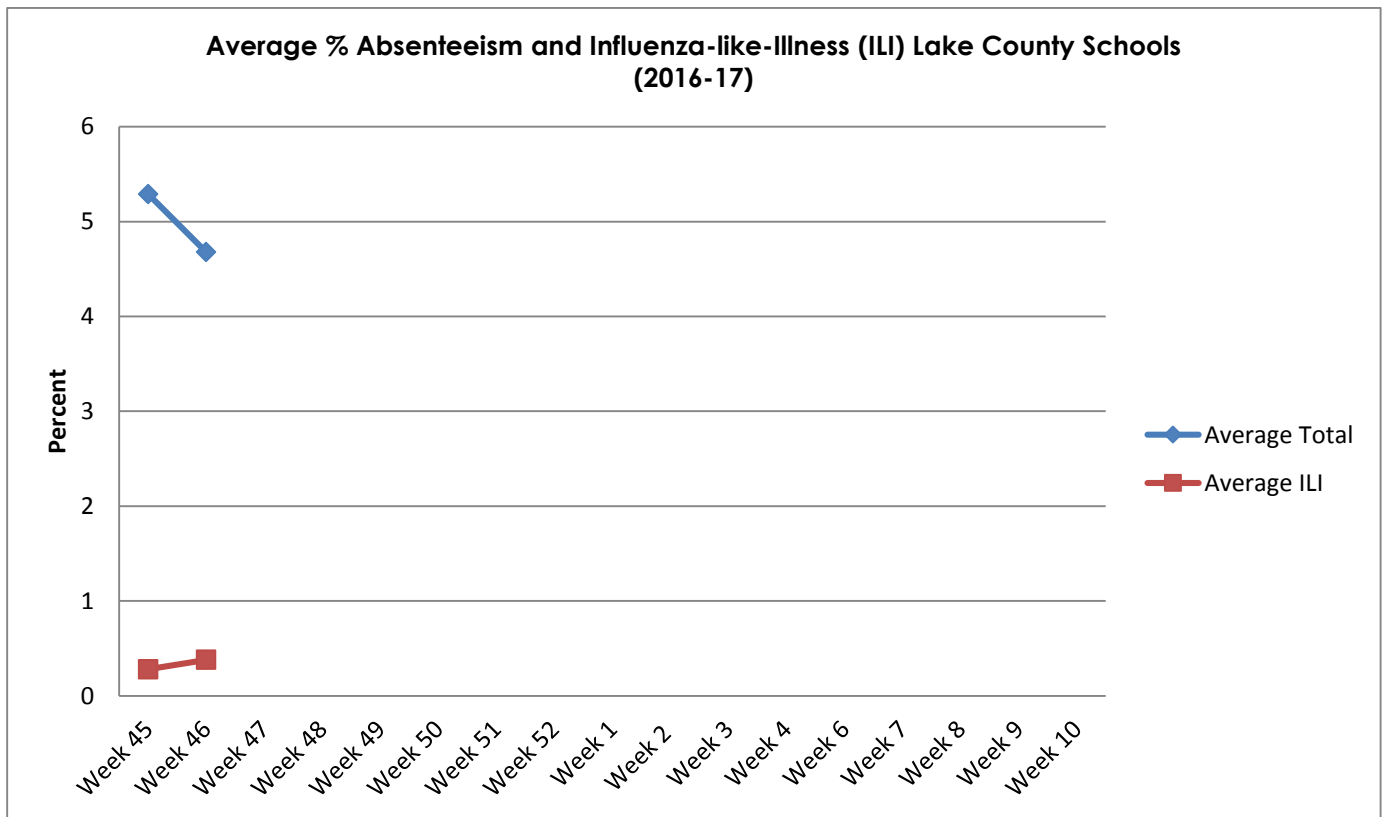
*Cumulative since week 35. Single positive flu tests are not reportable in Illinois.

**Correctional, Long Term Care (LTC) Facilities and Hospitals.

School Influenza-Like Activity Surveillance: Week 46 (13 – 19 Nov 16)

Reporting School Districts: Antioch (34), Barrington (220), Community (128), Libertyville (70), Northshore (112), Waukegan (60) and Zion (6).

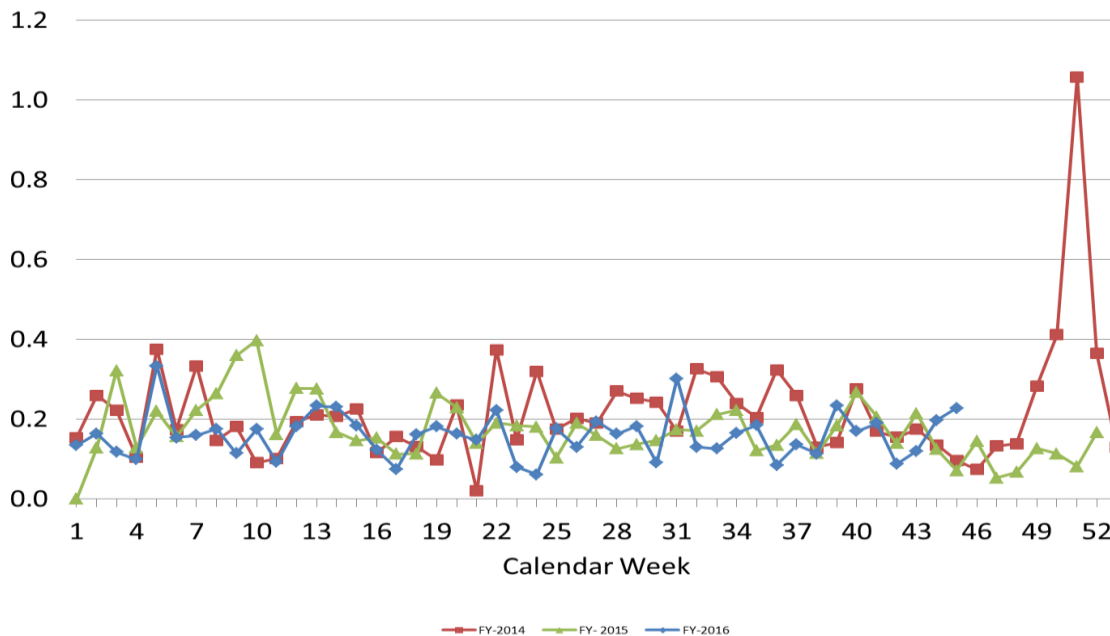
Quick Stats	Current Week	Previous Week
Schools tracking and reporting absenteeism data	56	40
Schools reporting ILI absenteeism ($\geq 5\%$)	0	0
Schools/Pre-schools reporting general absenteeism ($\geq 10\%$)	10	8



Source: Lake County Schools 2016-2017

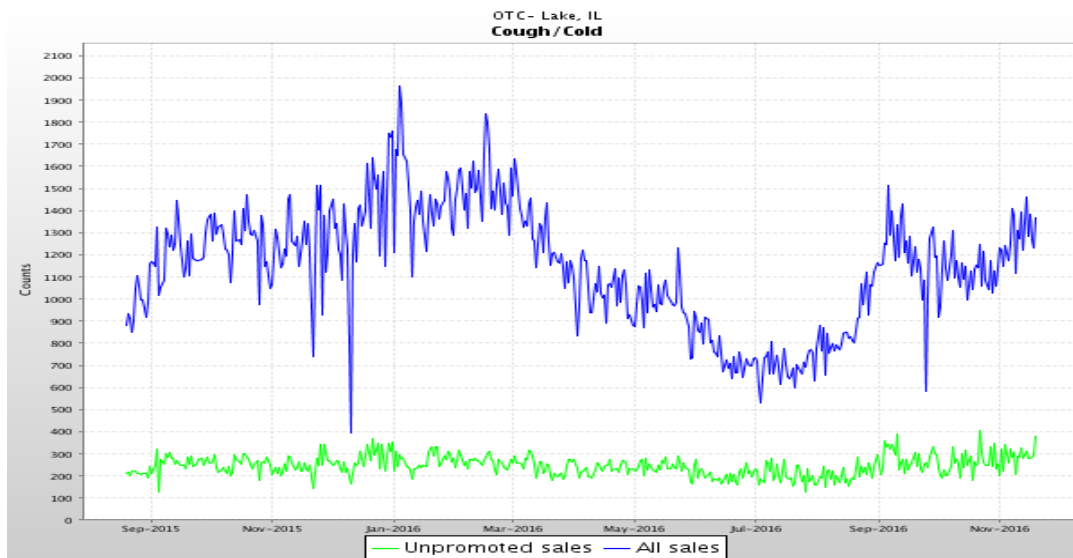
General Sentinel Site: Week 45 (06 – 12 Nov 16)

Febrile Respiratory Illness Rate (per 100 Doctor Visits)



Sentinel Pharmacies: Past 15 Months (20 Aug 15 – 19 Nov 16)

There are 70 pharmacies in Lake County who report the amount of over-the-counter (OTC) cough and cold medications they sell for Upper Respiratory Infections. This report includes “All Sales” which refers to all cough and cold medicines that were sold in total, and “Un-promoted Sales”, which are cough and cold medicines not promoted but sold.



Source: Real Time Outbreak and Disease Surveillance (RODS), 2016-2017.

State Data

Illinois: Week 45 (06 – 12 Nov 16)

Current Week Quick Stats		
Illinois Influenza Geographical Spread	Sporadic (see flu activity chart below for definition)	
Percent of outpatient visits for ILI	1.15% (baseline 1.90%)	
Percent/Number of Influenza Positive Tests	Current Week: 0.00%	Season: 0.16%
Influenza-Associated ICU Admissions	Current Week: 0	Season: 14
Influenza Outbreaks	Current Week: 0	Season: 1
Influenza Associated Pediatric Deaths (<u>Season Total</u>)	0	

Source: Illinois Department of Public Health, Influenza Surveillance, 2016.**Illinois Department of Public Health (IDPH) Flu Activity Rating by Geographical Spread**

No Activity	No laboratory confirmed cases of influenza.
Sporadic Activity	Isolated lab-confirmed cases <u>OR</u> lab confirmed outbreak in one institution.
Local Activity	Recent (within the past 3 weeks) lab evidence of influenza in region with increased ILI <u>OR</u> recent (within the past 3 weeks) lab evidence of influenza in region with the outbreaks; virus activity is no greater than sporadic in other regions.
Regional Activity	Increased ILI in > 2 but less than half of the regions <u>AND</u> recent (within the past 3 weeks) lab confirmed influenza in affected regions. <u>OR</u> institutional outbreaks (ILI or lab confirmed) in > 2 and less than half or regions <u>AND</u> recent lab confirmed influenza in affected regions. A region is defined as the regions States use for public health purposes.
Widespread Activity	Increased ILI and/or institutional outbreaks (ILI or lab confirmed) in at least half of the regions <u>AND</u> recent (within the past weeks) lab confirmed influenza in the state.

Source: Illinois Department of Public Health, Influenza Surveillance, 2016.

